



STATE OF NORTH CAROLINA
DEPARTMENT OF TRANSPORTATION

ROY COOPER
GOVERNOR

JAMES H. TROGDON, III
SECRETARY

May 30, 2017

To Prospective Bidders

Subject: Addendum 1 for: Installation and replacement of concrete curb ramps, 4" concrete sidewalk, and 6" concrete driveway

Contract No.: DM00225
WBS Element: 44923.3.8, 44923.3.9
County: Buncombe, Madison, and Yancey
Route: Various

This letter is to advise all prospective bidders of the following contract addendum.

- Intermediate Contract Time Number #2 has been revised to specify which routes within Buncombe County will be restricted to nighttime operations.
- Curb Ramp Detail sheets have been added to provide clarity

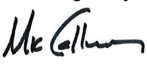
The EBS file has been revised to include these changes.

Contractors are to sign the Addendum Acknowledgement sheet located within the proposal.

This addendum officially becomes a part of the contract bid document. If this office can provide additional information, please feel free to contact me at (828) 251-6171.

Sincerely,

DocuSigned by:


45D3FED3257B4CA...

M.K. Calloway
Division Project Manager

cc: Mr. J.J. Swain, Jr., P.E., Division Engineer
Mr. R.A. Tipton, P.E., PLS, Division Construction Engineer
Mr. M.T. Gibbs, P.E., Division Maintenance Engineer
Mr. T.S. Wilson, District Engineer
Mr. R.J. McKinney, P.E., Resident Engineer
Mr. S.H. Killough, Buncombe County Maintenance Engineer
Mr. C.S. Deyton, P.E., Madison and Yancey County Maintenance Engineer

Mailing Address:
NC DEPARTMENT OF TRANSPORTATION
DIVISION THIRTEEN
POST OFFICE BOX 3279
ASHEVILLE, NC 28802-3279

Telephone: (828) 251-6171
Fax: (828) 251-6394
Customer Service: 1-877-368-4968

Location:
55 ORANGE STREET
ASHEVILLE, NC 28801-2340

Website: www.ncdot.gov

INTERMEDIATE CONTRACT TIME NUMBER #2 AND LIQUIDATED DAMAGES:

(2-20-07)

108

SP1 G14 C

The Contractor shall complete the required work of installing, maintaining and removing the traffic control devices for lane closures and restoring traffic to the existing traffic pattern. The Contractor shall not close or narrow a lane of traffic on **US 25, US 70, NC 81, SR 3548, and SR 2230 in Buncombe County** during the following time restrictions:

DAY AND TIME RESTRICTIONS

**Monday to Sunday
From 6:00 a.m. to 7:00 p.m.**

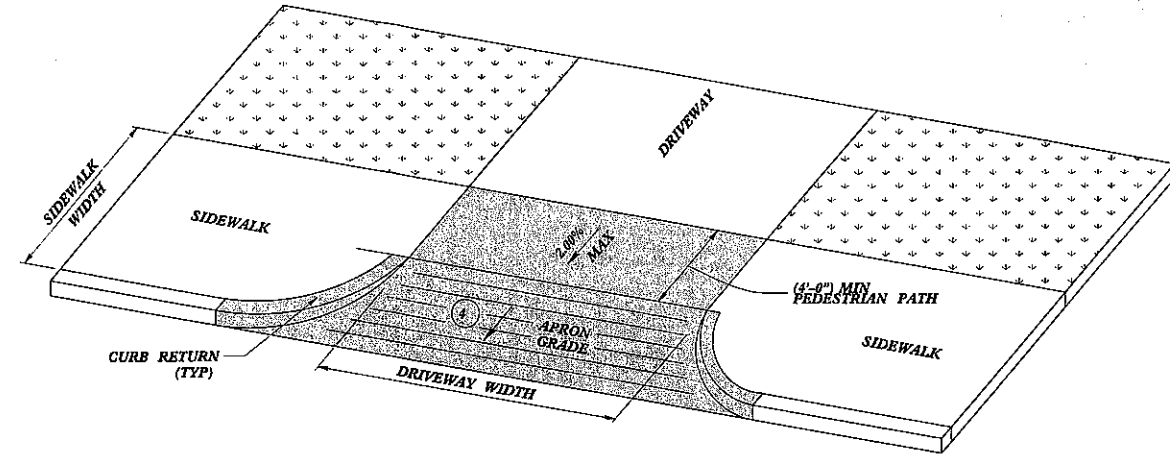
The time of availability for this intermediate contract time will be the time the Contractor begins to install traffic control devices required for the lane closures according to the time restrictions stated herein.

The completion time for this intermediate contract time will be the time the Contractor is required to complete the removal of traffic control devices required for the lane closures according to the time restrictions stated herein and restore traffic to the existing traffic pattern.

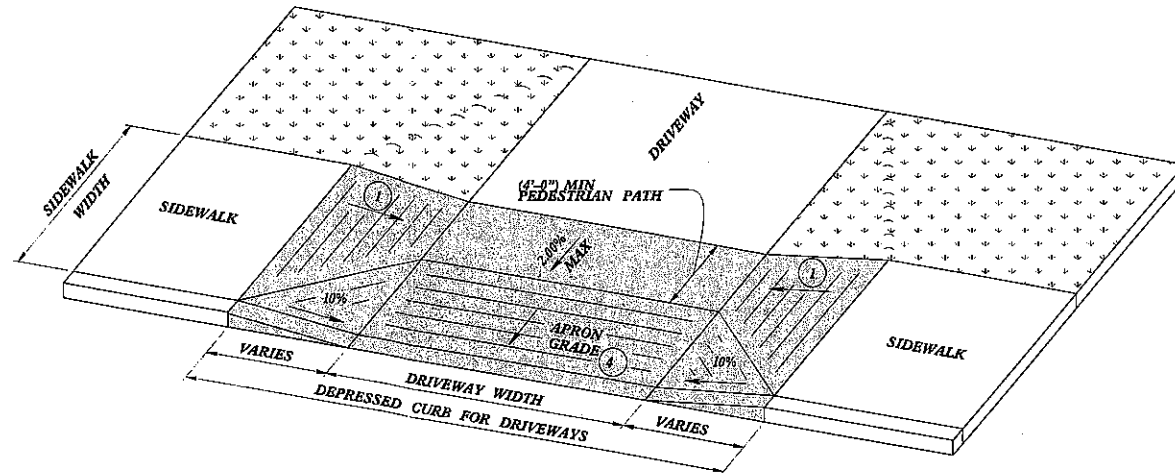
The liquidated damages are **One Thousand Dollars (\$1,000.00)** per **15** minute time period.

- 1 8.33% (12:1) MAX RAMP SLOPE
- 2 CROSS SLOPE: 2.00%
- 4 8.00% MAX CHANGE IN GRADE BETWEEN ROAD SURFACE AND DRIVEWAY

PAY LIMITS FOR 1 CURB RAMP



DRIVEWAY APRON
OPTION 1



DRIVEWAY APRON
OPTION 2

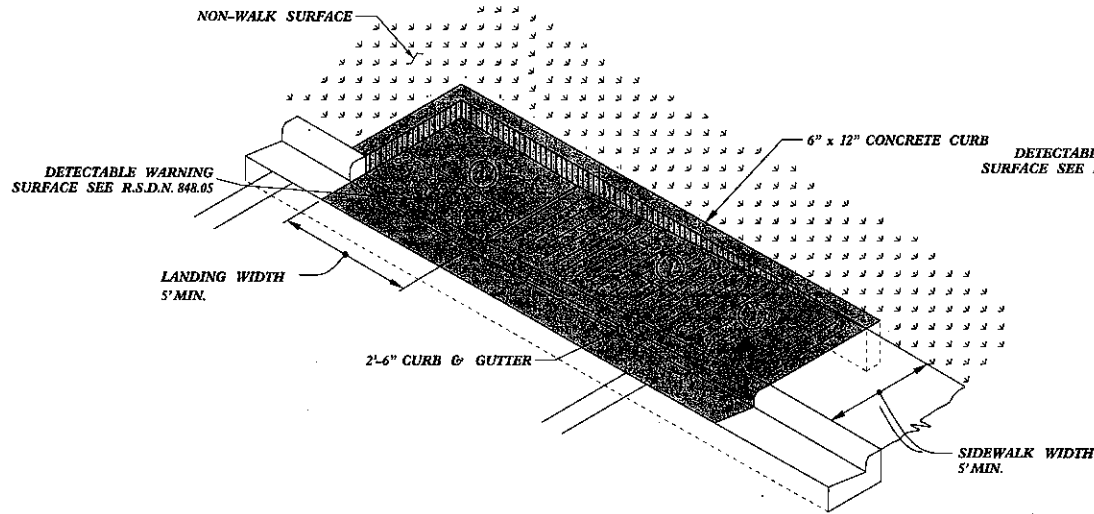
-SEE ROADWAY DETAIL DRAWING 848.05 FOR DETECTABLE WARNING SURFACE AND FOR RAMP NOTES.

-SEE ROADWAY STANDARD DRAWING 848.02 FOR CONCRETE DRIVEWAYS.

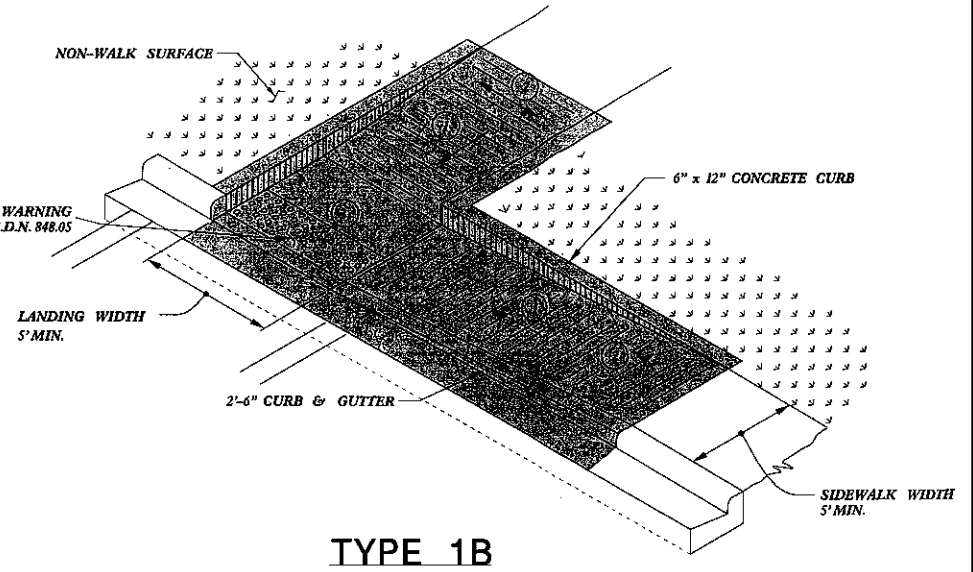


CONTRACT STANDARDS AND DEVELOPMENT UNIT	
Office 919-707-6950	FAX 919-250-4119
CURB RAMPS @ DRIVEWAY OPENINGS	
ORIGINAL BY: J.S. HOWERTON	DATE: 7/7/11
MODIFIED BY:	DATE:
CHECKED BY:	DATE:
FILE SPEC. ntds/2012CurbRamp/CurbRampDetails.dgn	

1 2 3 4 5 6 7 8 9 10 11 12 13 14 15 16 17 18 19 20 21 22 23 24 25 26 27 28 29 30 31 32 33 34 35 36 37 38 39 40 41 42 43 44 45 46 47 48 49 50 51 52 53 54 55 56 57 58 59 60 61 62 63 64 65 66 67 68 69 70 71 72 73 74 75 76 77 78 79 80 81 82 83 84 85 86 87 88 89 90 91 92 93 94 95 96 97 98 99 100



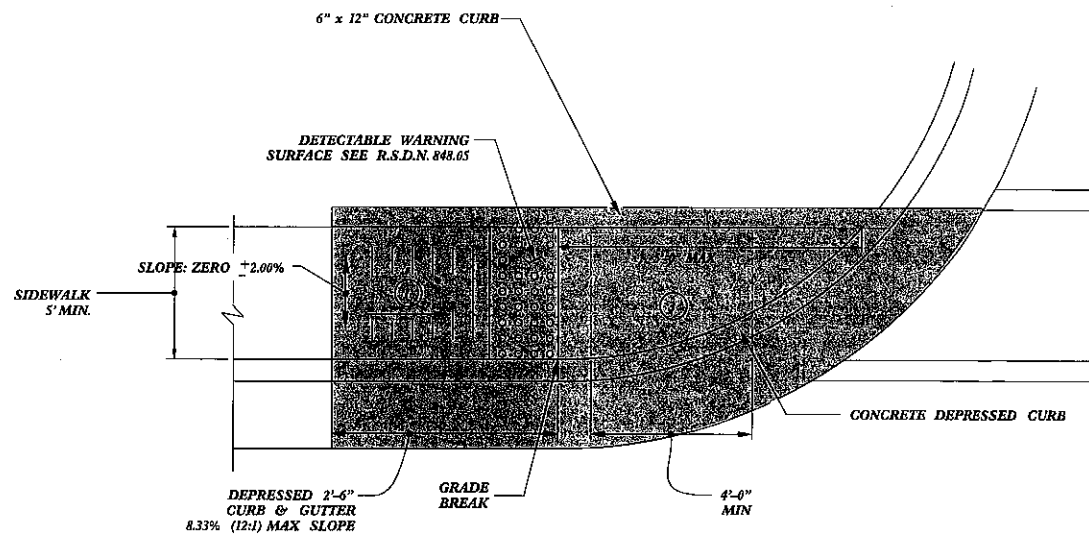
TYPE 1A



TYPE 1B

PAY LIMITS FOR 1 CURB RAMP

- 1 8.33% (12:1) MAX RAMP SLOPE
- 2 CROSS SLOPE: 2.00%
- 3 CURB RAMPS REQUIRE A (4'-0") MINIMUM LANDING WITH A MAXIMUM CROSS SLOPE AND LONGITUDINAL SLOPE OF 2.00% WHERE PEDESTRIANS PERFORM TURNING MANEUVERS. SLOPE TO DRAIN TO CURB.



TYPE 1



DOCUMENT NOT CONSIDERED FINAL UNLESS ALL SIGNATURES COMPLETED

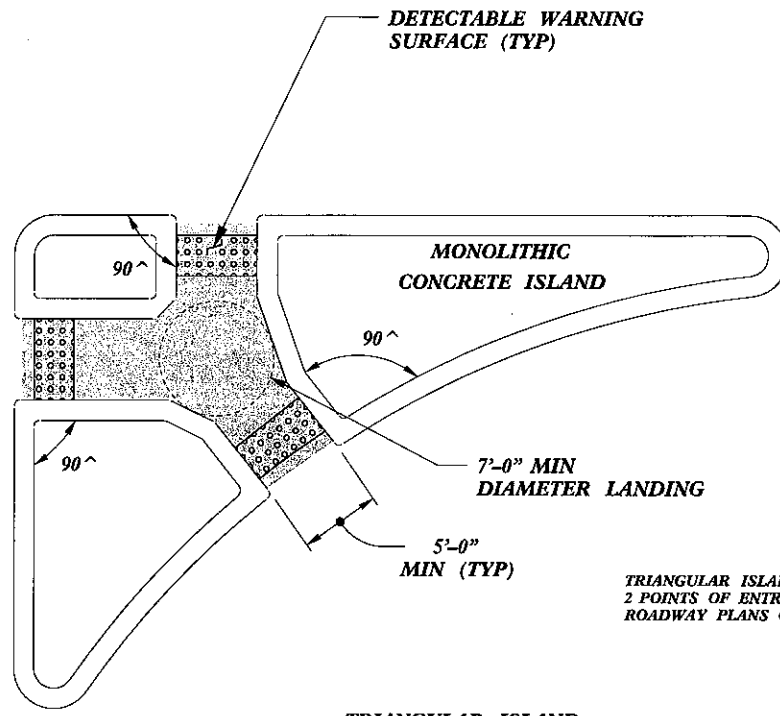
CONTRACT STANDARDS AND DEVELOPMENT UNIT Office 919-707-6950 FAX 919-250-4119	
CURB RAMPS Directional Ramps	
ORIGINAL BY: J.S. HOWERTON	DATE: 7/7/11
MODIFIED BY:	DATE:
CHECKED BY:	DATE:
FILE SPEC: stds/2012CurbRamp/CurbRampDetails.dwg	

REFER TO ROADWAY STANDARD DRAWING NUMBER 848.05 SHEET 3 OF 3 FOR ALL RAMP NOTES

5/14/09

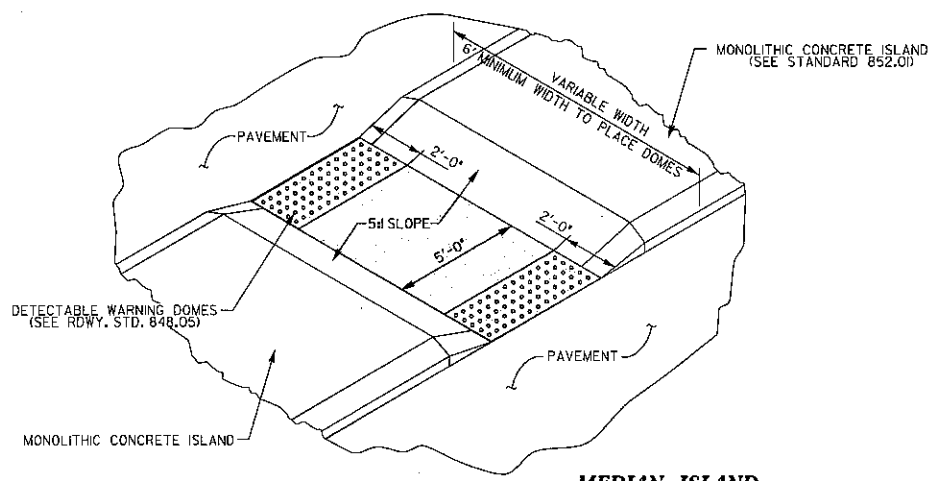
***** 5/14/09 *****

PAY LIMITS FOR 2 OR 3 CURB RAMPS
(CALCULATE BASED ON NUMBER OF
SETS OF TRUNCATED DOMES)

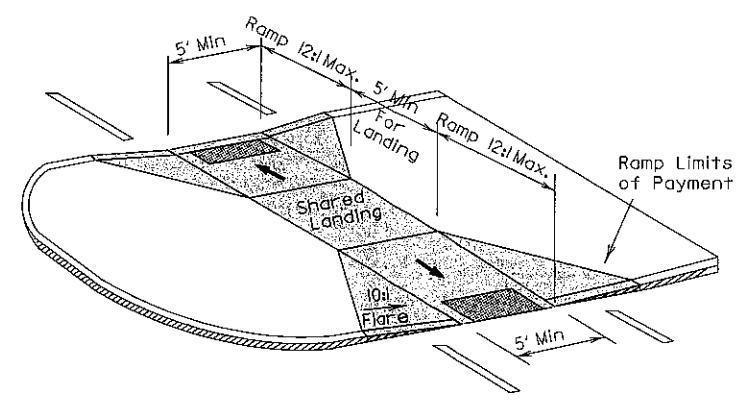


TRIANGULAR ISLANDS MAY BE CONSTRUCTED WITH ONLY
2 POINTS OF ENTRY AND EXIT AS SHOWN IN THE
ROADWAY PLANS OR AS DIRECTED BY THE ENGINEER.

TRIANGULAR ISLAND
WITH CUT THROUGH



MEDIAN ISLAND
WITH CUT THROUGH



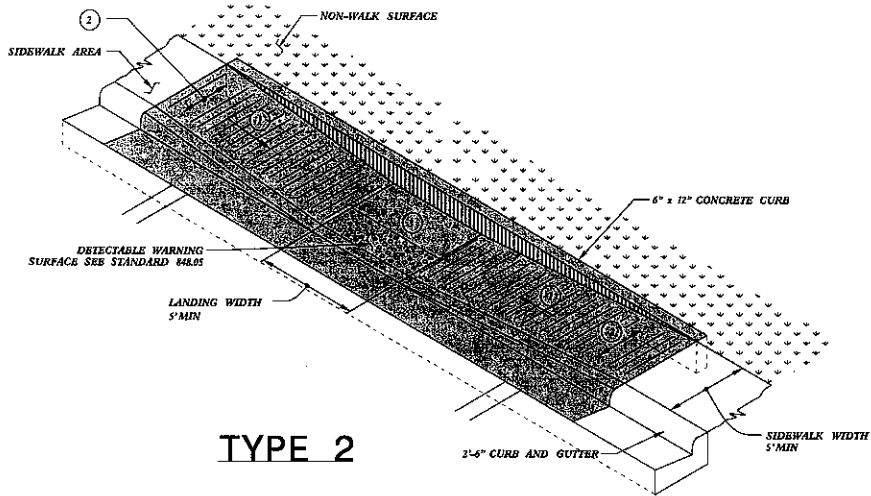
MEDIAN ISLAND
CURB RAMPS



DOCUMENT NOT CONSIDERED FINAL
UNLESS ALL SIGNATURES COMPLETED

CONTRACT STANDARDS AND DEVELOPMENT UNIT	
Office 919-707-6950	FAX 919-250-4119
CURB RAMPS	
Median or Turn Lane Islands	
ORIGINAL BY: J.S. HOWERTON	DATE: 7/7/11
MODIFIED BY: _____	DATE: _____
CHECKED BY: _____	DATE: _____
FILE SPEC: at36/2012CurbRamp/CurbRampDetails.dgn	

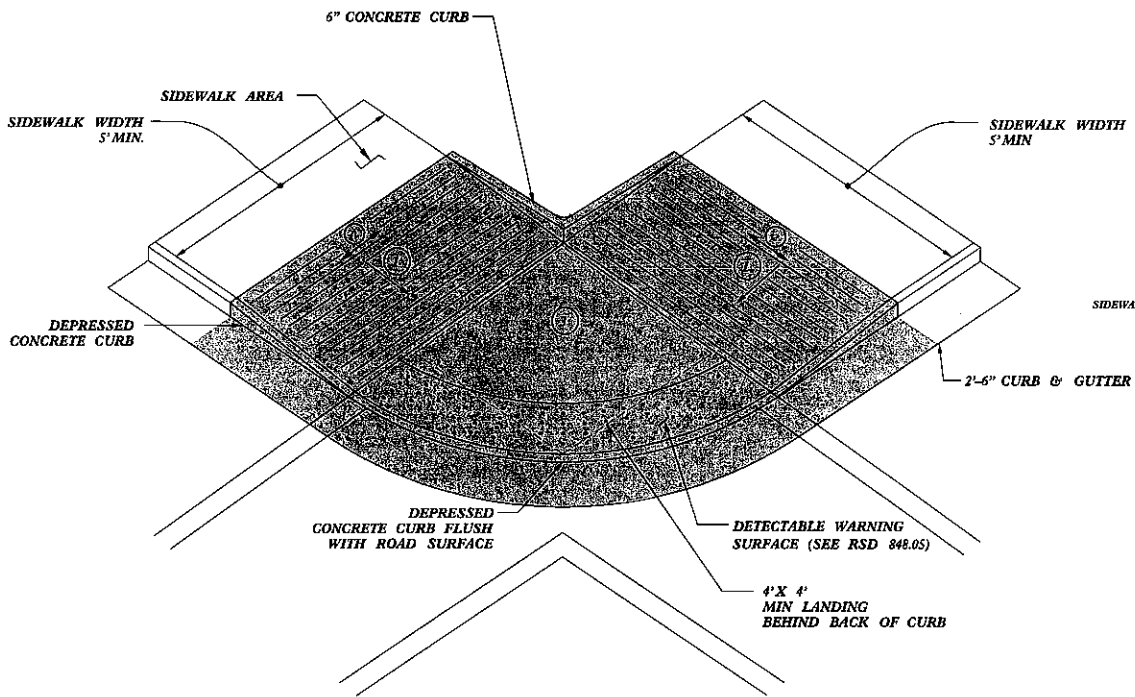
5/14/15



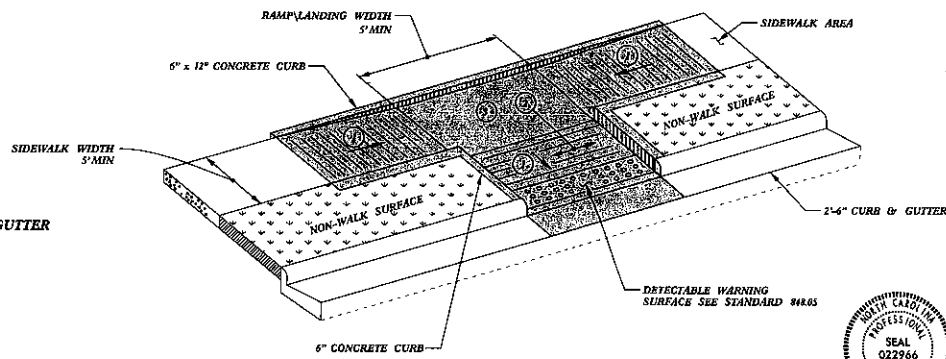
TYPE 2

PAY LIMITS FOR 1 CURB RAMP

- ① 8.33% (12:1) MAX RAMP SLOPE
- ② CROSS SLOPE: 2.00%
- ③ CURB RAMPS REQUIRE A (4'-0") MINIMUM LANDING WITH A MAXIMUM CROSS SLOPE AND LONGITUDINAL SLOPE OF 2.00% WHERE PEDESTRIANS PERFORM TURNING MANEUVERS. SLOPE TO DRAIN TO CURB.



TYPE 2A



TYPE 3



DOCUMENT NOT CONSIDERED FINAL UNLESS ALL SIGNATURES COMPLETED

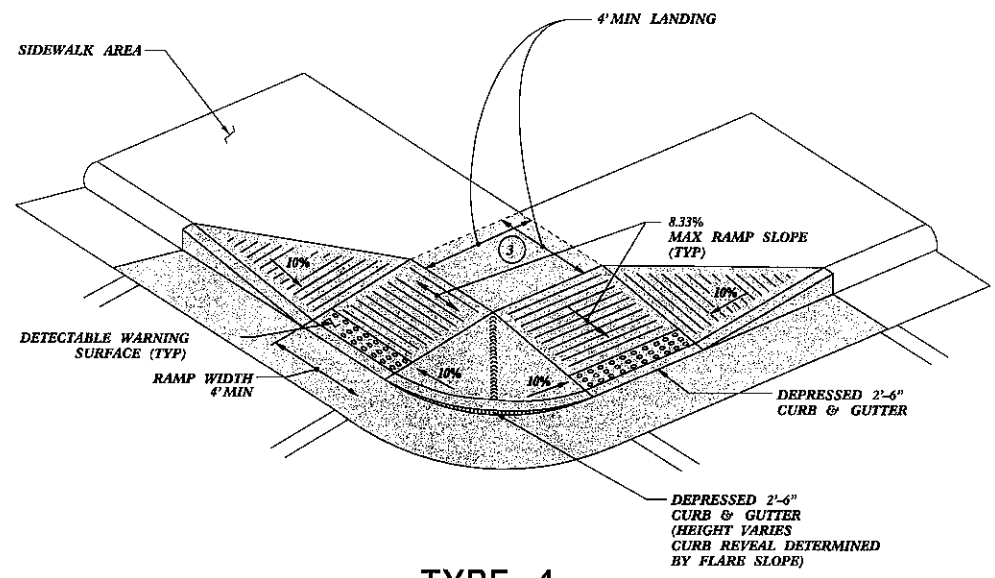
CONTRACT STANDARDS AND DEVELOPMENT UNIT
 Office 919-707-6950 FAX 919-250-4119

CURB RAMPS
 Parallel Ramps

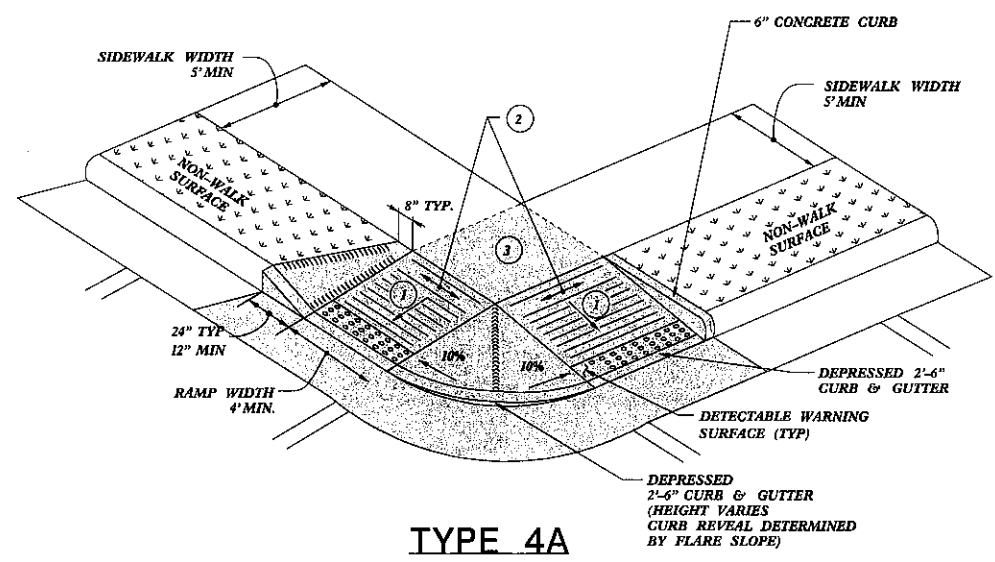
ORIGINAL BY: J.S. HOWERTON DATE: 7/7/11
 MODIFIED BY: _____ DATE: _____
 CHECKED BY: _____ DATE: _____
 FILE SPEC: stds/2012CurB/Ramp/CurbRampDetails.dwg

REFER TO ROADWAY STANDARD DRAWING NUMBER 848.05 SHEET 3 OF 3 FOR ALL RAMP NOTES

*****SYTIME*****
*****CON*****
*****DATE*****
*****TIME*****

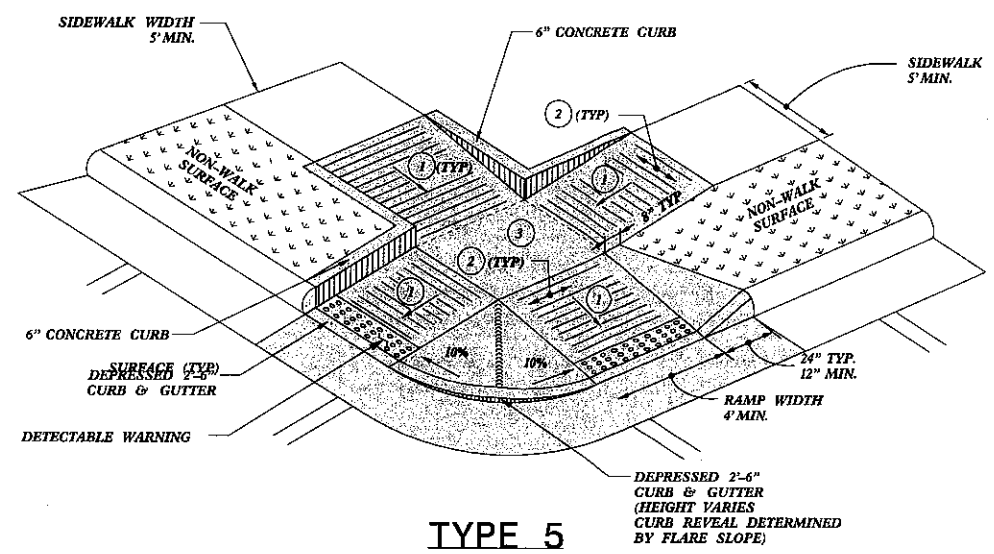


TYPE 4



TYPE 4A

PAY LIMITS FOR 2 CURB RAMPS



TYPE 5

- 1 8.33% (12:1) MAX RAMP SLOPE
- 2 CROSS SLOPE: 2.00%
- 3 CURB RAMPS REQUIRE A (4'-0") MINIMUM LANDING WITH A MAXIMUM CROSS SLOPE AND LONGITUDINAL SLOPE OF 2.00% WHERE PEDESTRIANS PERFORM TURNING MANEUVERS. SLOPE TO DRAIN TO CURB.



DOCUMENT NOT CONSIDERED FINAL
UNLESS ALL SIGNATURES COMPLETED

**CONTRACT STANDARDS
AND DEVELOPMENT UNIT**
Office 919-707-6950 FAX 919-250-4119

CURB RAMPS
Shared Landing

ORIGINAL BY: J.S. HOWERTON DATE: 7/7/11
 MODIFIED BY: DATE:
 CHECKED BY: DATE:
 FILE SPEC: stds/2012CurbRamp/CurbRampDetails.dgn

REFER TO ROADWAY STANDARD DRAWING NUMBER 848.05 SHEET 3 OF 3 FOR ALL RAMP NOTES

11-0000
 11-0001
 11-0002
 11-0003
 11-0004
 11-0005
 11-0006
 11-0007
 11-0008
 11-0009
 11-0010
 11-0011
 11-0012
 11-0013
 11-0014
 11-0015
 11-0016
 11-0017
 11-0018
 11-0019
 11-0020
 11-0021
 11-0022
 11-0023
 11-0024
 11-0025
 11-0026
 11-0027
 11-0028
 11-0029
 11-0030
 11-0031
 11-0032
 11-0033
 11-0034
 11-0035
 11-0036
 11-0037
 11-0038
 11-0039
 11-0040
 11-0041
 11-0042
 11-0043
 11-0044
 11-0045
 11-0046
 11-0047
 11-0048
 11-0049
 11-0050
 11-0051
 11-0052
 11-0053
 11-0054
 11-0055
 11-0056
 11-0057
 11-0058
 11-0059
 11-0060
 11-0061
 11-0062
 11-0063
 11-0064
 11-0065
 11-0066
 11-0067
 11-0068
 11-0069
 11-0070
 11-0071
 11-0072
 11-0073
 11-0074
 11-0075
 11-0076
 11-0077
 11-0078
 11-0079
 11-0080
 11-0081
 11-0082
 11-0083
 11-0084
 11-0085
 11-0086
 11-0087
 11-0088
 11-0089
 11-0090
 11-0091
 11-0092
 11-0093
 11-0094
 11-0095
 11-0096
 11-0097
 11-0098
 11-0099
 11-0100